


# Provider Handbook Yellow Activities

## Lunch & Learn Webinar

April 16, 2015  
11:30am-12:30pm


**KIPBS**  
**KDADS**

**[WWW.KIPBS.ORG](http://WWW.KIPBS.ORG)**






# Today's Learning Objectives

1. Purpose of Provider Handbook
  2. Organization and Utilization of Provider Handbook
  3. Review of Yellow Activities
  4. Practice 2-3 Yellow Activities
  5. Discussion & Questions
- 



# History of KIPBS Handbook

- Initially handbooks were used with parent workshops and in collaboration with other community partners.
  - Enhanced as populations and types of professionals broadened
  - Technically improved to align with systemic layered trainings
  - Re-organized for ease of use
  - Additional technical and training narrative created for independent utilization
  - Coding system added to responsibly and easily provide expectations for handbook and training manual
  - Is now and always will be FREE
- 

# Kansas Stakeholders & Support Systems



# Who Can Use These Handbook?

- Examples:
  - CMHC Professionals
  - Community Stakeholders
    - Schools
    - Juvenile Corrections
    - PRTFs
    - I/DD
    - Law Enforcement
  - Parents/Foster Care Parents
  - Red & Yellow: Training Recipients
  - Green Activities: ANYONE!



## Green-Introduction Level Activities

6

- ▶ Do on your own
- ▶ These activities are simple to implement after reading the informational pages prior to the activity
- ▶ Completion of these activities do not require any formal training
- ▶ All caregivers and professionals can implement; however, professionals may still need to assist caregivers in completion of these activities

## Yellow-Intermediate Activities

- ▶ Do with a professional
- ▶ These activities must be completed with a professional such as a case manager, therapist, or support worker
- ▶ They do not need to be completed with a PBS-Trained Professional, though consultation by the professional may be needed

## Red-Intensive Activities

- ▶ Do with a PBS-Trained Professional
- ▶ These activities require some formal PBS training prior to implementing

## Yellow-Intermediate Activities

- ▶ Do with a professional
- ▶ These activities must be completed with a professional such as a case manager, therapist, or support worker
- ▶ They do not need to be completed with a PBS-Trained Professional, though consultation by the professional may be needed

After reviewing all of the preceding information and completing the activities on Person Centered Planning, you are now ready to develop action steps as part of your child's person centered plan. The action steps should summarize all of the information you reviewed and completed on pages 22-30.

**Activity: Review of Specific Goals with Action Steps**  
*(Yellow-Do with a professional),*  
**page 31**

- First, review PCP goals on page 30.
- Then, review the example goal in the table on page 31.
- Next, begin creating your own goals for your child.
- Write your goals and the first action steps in the column next to goals.
- Make sure the goals for your child include their strengths, likes, and vision for the future.
- In the "Who" column, include all of the people necessary to carry out the action step. Include people who are important to your child.
- Also write in when the action step will be achieved, and how you will know.



# Discussion and Review of Yellow Activities in the Handbook





# Questions or Comments?

Additional questions on  
handbook activities please  
contact Sara Quick at  
[squick@ku.edu](mailto:squick@ku.edu)

Thank you for participating!

